

vtech[®]

User's Manual

Mini Music Maker[™]



© 2005 VTech
Printed in China

91-61470-000-006 (美)

Dear Parent:

*Ever notice the look on your baby's face when they learn something new through their own discovery? These self-accomplished moments are a parent's greatest reward. To help fulfill them, VTech® created the **Infant Learning**, series of toys.*

*These unique interactive learning toys directly respond to what children do naturally – play! Using innovative technology, these toys react to baby's interactions, making each play experience fun and unique as they learn age-appropriate concepts like first words, numbers, shapes, colors and music. More importantly, VTech®'s **Infant Learning** toys develop baby's mental and physical abilities by inspiring, engaging and teaching.*

At VTech®, we know that a child has the ability to do great things. That's why all of our electronic learning products are uniquely designed to develop a child's mind and allow them to learn to the best of their ability. We thank you for trusting VTech® with the important job of helping your child learn and grow!

Sincerely,

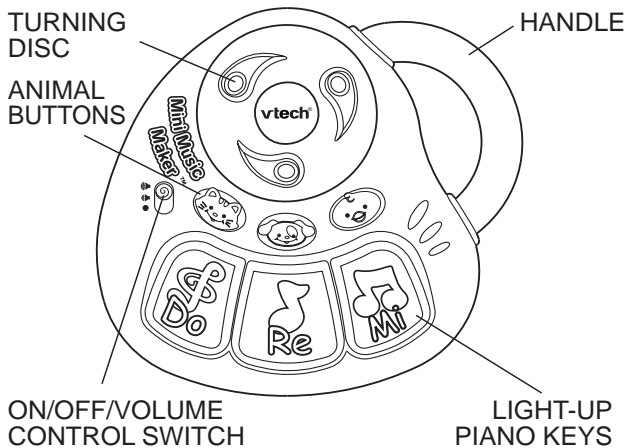
Your Friends at VTech®

*To learn more about **Infant Learning**, and other VTech® toys, visit www.vtech.com*

INTRODUCTION

Thank you for purchasing the **VTech® Mini Music Maker™** learning toy.

The **VTech® Mini Music Maker™** is an interactive electronic piano for babies 6 months and up. Chunky light-up piano keys allow little ones to create their own musical tunes. Puppy, kitty and birdie enjoy singing with the melodies, hear them chime in from time to time while the music plays. Familiar upbeat melodies promote singing and dancing fun.



INCLUDED IN THIS PACKAGE


- One VTech® Mini Music Maker™ learning toy
- One instruction manual

WARNING: All packing materials, such as tape, plastic sheets, wire ties and tags are not part of this toy, and should be discarded for your child's safety.

GETTING STARTED

BATTERY INSTALLATION

1. Make sure the unit is turned **OFF**.
2. Locate the battery cover on the bottom of the unit. Use a coin or a screwdriver to loosen the screw.
3. Install 2 new 'AA' (UM-3/LR6) batteries following the diagram inside the battery box. (The use of new alkaline batteries is recommended for maximum performance.)
4. Replace the battery cover and tighten the screw to secure the battery cover.



BATTERY NOTICE

- Install batteries correctly observing the polarity (+, -) signs to avoid leakage.
- Do not mix old and new batteries.
- Do not use batteries of different types.
- Remove batteries from the equipment when the unit will not be used for an extended period of time.
- Do not dispose of batteries in fire.
- Do not attempt to recharge ordinary batteries.

- The supply terminals are not to be short-circuited.
- Only batteries of the same and equivalent type as recommended are to be used.
- Do not mix alkaline, standard (carbon-zinc) or rechargeable (nickel-cadmium) batteries.

WE DO NOT RECOMMEND THE USE OF RECHARGEABLE BATTERIES.

PRODUCT FEATURES

1. ON/OFF/VOLUME CONTROL SWITCH

To turn the unit **ON**, slide the **ON/OFF/VOLUME CONTROL SWITCH** to the **LOW VOLUME** ((◀▶)) or **HIGH VOLUME** ((▶▶)) position. To turn the unit **OFF**, slide the **ON/OFF/VOLUME CONTROL SWITCH** to the **OFF** (●) position.



2. AUTOMATIC SHUT-OFF

To preserve battery life, the **VTech® Mini Music Maker™** will automatically power-down after approximately 30 seconds without input. The unit can be turned on again by pressing any button.

ACTIVITIES

1. Slide the **on/off/volume control switch** to turn the unit on. You will hear a few phrases, a giggle and a song. The lights will flash with the sounds.



2. Press the **animal buttons** to hear fun phrases, animal sounds and music. The corresponding animal sound will periodically play in the melody.


Press one of the other animals to change the animal sound played in the melody. The lights will flash with the sounds.



3. Press the **light-up piano keys** to hear individual music notes. The corresponding piano key will light up when a key is pressed. If a melody is playing and the piano keys are pressed, the piano keys will take over playing the melody one note at a time until the melody is over. The lights will flash with the music.



4. Spin the **disc** to hear a giggle, fun phrase and a song. The lights will flash with the sounds.



5. If there is no input to the unit after approximately ten seconds, you will hear a phrase. After another ten seconds if there is still no input, you will hear another phrase and a song. If there continues to be no input to the unit, it will automatically power-down.

MELODY LIST:

1. Row, Row, Row Your Boat
2. Mary Had a Little Lamb
3. Old MacDonald Had a Farm
4. London Bridge
5. Wheels On The Bus
6. Old King Cole
7. A-Tisket, A-Tasket
8. Three Blind Mice
9. Twinkle, Twinkle Little Star
9. Rock-a-bye Baby

SUNG SONG LYRICS: (to the tune of Frère Jacques)

The notes on the keys go Do-Re-Mi,

Do-Re-Mi, Do-Re-Mi

The notes on the keys go Do-Re-Mi

Let's play a song!

CARE & MAINTENANCE

1. Keep the unit clean by wiping it with a slightly damp cloth.
2. Keep the unit out of direct sunlight and away from any direct heat source.
3. Remove the batteries when the unit will not be in use for an extended period of time.
4. Do not drop the unit on hard surfaces and do not expose the unit to moisture or water.

TROUBLESHOOTING

If for some reason the program/activity stops working or malfunctions, please follow these steps:

1. Please turn the unit **OFF**.
2. Interrupt the power supply by removing the batteries.
3. Let the unit stand for a few minutes, then replace the batteries.
4. Turn the unit **ON**. The unit will now be ready to play again.
5. If the product still does not work, replace with an entire set of new batteries.

If the problem persists, please call our Consumer Services Department at 1-800-521-2010 in the U.S. or 1-877-352-8697 in Canada, and a service representative will be happy to help you.

For information on this product warranty, please call **VTech**® at 1-800-521-2010 in the U.S. or 1-877-352-8697 in Canada.

IMPORTANT NOTE:

Creating and developing **Infant Learning** products is accompanied by a responsibility that we at **VTech®** take very seriously. We make every effort to ensure the accuracy of the information, which forms the value of our products. However, errors sometimes can occur. It is important for you to know that we stand behind our products and encourage you to call our Consumer Services Department at 1-800-521-2010 in the U.S. or 1-877-352-8697 in Canada, with any problems and/or suggestions that you might have. A service representative will be happy to help you.

Note:

This equipment has been tested and found to comply with the limits for a Class B digital device, pursuant to Part 15 of the FCC Rules. These limits are designed to provide reasonable protection against harmful interference in a residential installation. This equipment generates, uses and can radiate radio frequency energy and, if not installed and used in accordance with the instructions, may cause harmful interference to radio communications. However, there is no guarantee that interference will not occur in a particular installation. If this equipment does cause harmful interference to radio or television reception, which can be determined by turning the equipment off and on, the user is encouraged to try to correct the interference by one or more of the following measures:

- Reorient or relocate the receiving antenna
- Increase the separation between the equipment and receiver
- Connect the equipment into an outlet on a circuit different from that to which the receiver is connected
- Consult the dealer or an experienced radio/TV technician for help

THIS DEVICE COMPLIES WITH PART 15 OF THE FCC RULES. OPERATION IS SUBJECT TO THE FOLLOWING TWO CONDITIONS: (1) THIS DEVICE MAY NOT CAUSE HARMFUL INTERFERENCE, AND (2) THIS DEVICE MUST ACCEPT ANY INTERFERENCE RECEIVED, INCLUDING INTERFERENCE THAT MAY CAUSE UNDESIRE OPERATION.

THIS CLASS B DIGITAL APPARATUS COMPLIES WITH CANADIAN ICES-003.

CET APPAREIL NUMÉRIQUE DE LA CLASSE B EST CONFORME À LA NORME NMB-003 DU CANADA.